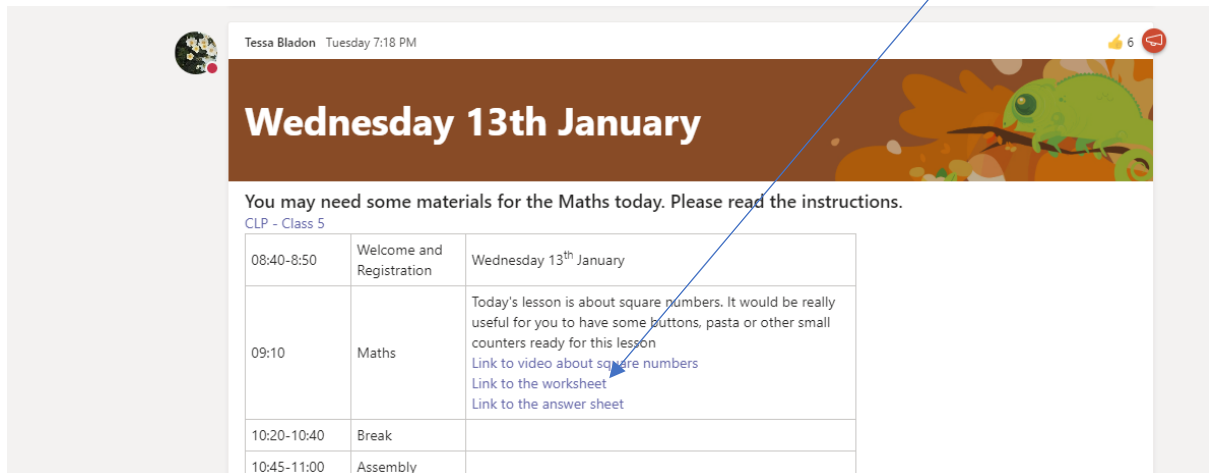


Downloading content within Teams

Within the daily timetable you will be able to see links to resources which have been set for the children to use.

This example from year five shows links which are highlighted in a different colour.



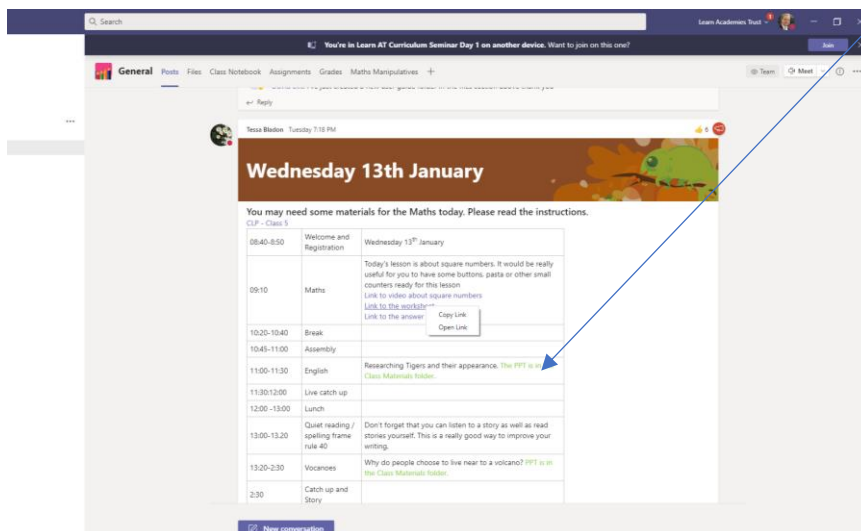
Tessa Bladon Tuesday 7:18 PM

Wednesday 13th January

You may need some materials for the Maths today. Please read the instructions.
CLP - Class 5

08:40-8:50	Welcome and Registration	Wednesday 13 th January
09:10	Maths	Today's lesson is about square numbers. It would be really useful for you to have some buttons, pasta or other small counters ready for this lesson. Link to video about square numbers Link to the worksheet Link to the answer sheet
10:20-10:40	Break	
10:45-11:00	Assembly	

By clicking on the highlighted section this will open the resource in a web browser.



Search

You're in Learn AT Curriculum Seminar Day 1 on another device. Want to join on this one?

Learn Academics Trust

General Posts Files Class Notebook Assignments Grades Maths Manipulatives

Tessa Bladon Tuesday 7:18 PM

Wednesday 13th January

You may need some materials for the Maths today. Please read the instructions.
CLP - Class 5

08:40-8:50	Welcome and Registration	Wednesday 13 th January
09:10	Maths	Today's lesson is about square numbers. It would be really useful for you to have some buttons, pasta or other small counters ready for this lesson. Link to video about square numbers Link to the worksheet Link to the answer sheet
10:20-10:40	Break	
10:45-11:00	Assembly	
11:00-11:30	English	Researching Tigers and their appearance. The PPT is in the Class Materials folder.
11:30-12:00	Live catch up	
12:00-13:00	Lunch	
13:00-13:20	Quiet reading / spelling frame rule 40	Don't forget that you can listen to a story as well as read stories yourself. This is a really good way to improve your writing.
13:20-2:30	Vocables	Why do people choose to live near to a volcano? PPT is in the Class Materials folder.
2:30	Catch up and Story	

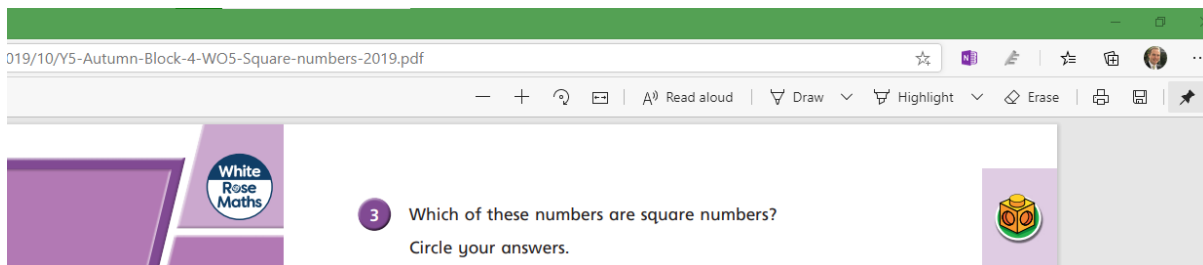
New conversation

By

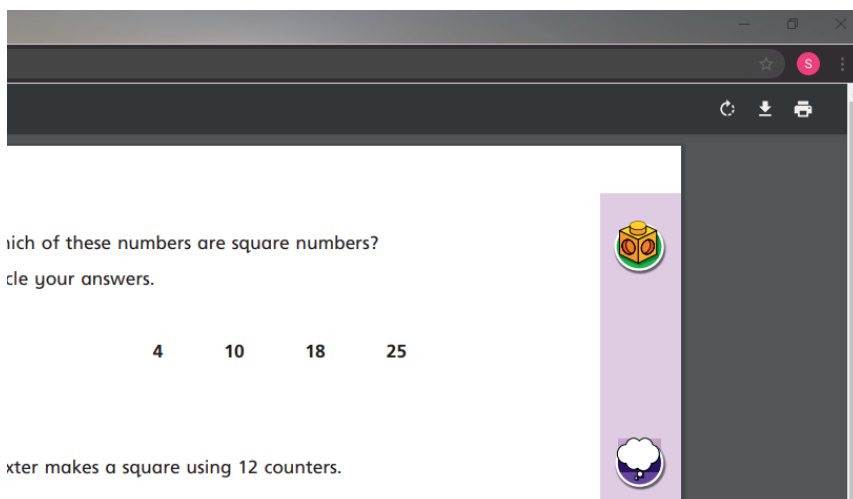
- right clicking
- or clicking with two fingers on some laptops
- or pressing and holding on a tablet

you will bring up the option to copy the link. If it will not open straight into your browser then you can copy the link into the browser to access the sheet.

When you have downloaded the document you can then save or print using these icons at the top of the screen. This will appear differently in different browsers.



Microsoft Edge Browser



Google Chrome

Some parents have mentioned that it is helpful to access these in advance of the child trying to do the work so they can download or save the activity.