





















CHURCH LANGTON CE PRIMARY SCHOOL: ART CURRICULUM MAP

		Autumn 1	Autumn 2	Spring 1	Spring 2	Summer 1	Summer 2		
National Curriculum Objectives (Art and Design)		1. To use a range of materials creatively to design and make products (Design Technology) 2. To use drawing, painting and sculpture to develop and share their ideas, experiences and imagination (Art) 3. To develop a wide range of art and design techniques in using colour, pattern, texture, line, shape, form and space (Art) 4. To learn about the work of a range of artists, craft makers and designers, describing the differences and similarities between different practices and disciplines, and making links to their own work. (Art/Design Technology)							
Topic/Theme		Living Things – People / Animals / Plants/ Fish		The World Around Us- Landscapes / cities / architecture		Pattern and Colour – Art movements / countries / culture			
(NC4) Key Artist / Architect / Illustrator / Style		Britta Teckentrup   		Mikki Longley (Local Artist) / Grandma Moses  		Isambard Kingdom Brunel (Bridges) / Zaha Hadid (DT Link) 		Edward-Saidi Tingatinga (Africa)  	
Outcome		Drawing Assessment: self portrait	Clay Tile – Britta Teckentrup Fish That's Not My – Book (animal collage/drawing)	Local drawing sketches	(NC1) Art/DT – Freestanding Structures	Painting and drawing in the style of Tingatinga	(NC1) Art/DT Sliders and Levers- Animals book based on Tingatinga		
		Animal drawings		Landscape Pictures		(NC1) DT – Food Preparation	Drawing Assessment: self portrait		
(NC3) Key Elements		Colour / Texture / Space	Colour / Shape 2D and 3D / Texture	Line / Shape / Space	Form / Shape	Pattern / Colour / Space	Pattern / Colour / Texture		
Mediums used		Paint Paint sticks Pencils Scissors Glue Oil pastels	Clay Paint/Glaze (Acrylic)	Felt pens Pencils Fine liners Gouache	Pencils Scissors Glue Card Paper	Paint (watercolour/Inks) Oil pastels Scissors Glue	Paint (Gouche) Scissors Glue Card		
Key Vocabulary									
(NC2) Skills		Drawing	✓	✓	✓	✓	✓		
		Painting	✓		✓		✓		
		Sculpting		✓			DT		
		Collage	✓						
		Print making					✓		
		Digital Media		Computing	✓			✓	
Textiles									
Cross-curricular links		Science: Plants	Science: Plants, Animals & Everyday materials English: That's not My....	✓ Geography: Hot and cold locations	Geography: Mapping and fieldwork				






CHURCH LANGTON CE PRIMARY SCHOOL: ART CURRICULUM MAP

		Autumn 1	Autumn 2	Spring 1	Spring 2	Summer 1	Summer 2						
Year 2	National Curriculum Objectives (Art and Design)	1. To use a range of materials creatively to design and make products (Design Technology) 2. To use drawing, painting and sculpture to develop and share their ideas, experiences and imagination (Art) 3. To develop a wide range of art and design techniques in using colour, pattern, texture, line, shape, form and space (Art) 4. To learn about the work of a range of artists, craft makers and designers, describing the differences and similarities between different practices and disciplines, and making links to their own work. (Art/Design Technology)											
	Topic/Theme	Living Things – People / Animals / Plants / Fish		The World Around Us- Landscapes / cities / architecture		Pattern and Colour – Art movements / countries / culture							
	(NC4) Key Artist / Architect / Illustrator	Henri Rousseau 'Surprised!'    		James Rizzi 		Matisse  		Kandinsky/the Delaunays Russia   					
	Outcome	Drawing Assessment: flower/plant  Painting in the style of Henri Rousseau – oil pastel resisting technique		Oil pastel painting – animals hot and cold countries African animals linked to Nairobi -Calendar Penguins for felt decoration  (NC1) Art/DT Textiles- Felt Penguin Christmas Decoration		Cityscape large scale collage/ Clay City Compare & contrast to local area  Drawing in the style of James Rizzi (Leicester) Clay Sculpture based on James Rizzi		Landscapes Learning to draw a 3D house Looking from the inside out through a window Impressionist painting  (NC1) DT Wheels and Axles (Community Vehicles)		Primary and secondary colours  Mixing paints to produce a painting in the style of The Delaunays and Kandinsky  Monoprint Picture in the style of The Delaunays and Kandinsky  Drawing Assessment: flower/plant			
	(NC3) Key Elements	Colour / Texture / Shape / Form / Space		Colour / Form / Texture		Space / Form / Shape / Colour		Space / Form / Colour		Shape / Colour / Pattern			
	Mediums used	Oil pastels Ink Pencil		Oil pastels Paint (Gouche)		Pencil Felt pen Coloured card Scissors Glue Clay Glaze		Pencil Paint (Gouche/acrylic) POSCA pens		Felt Pens Oil pastels Paint (acrylic) Paper/card		Polystyrene Paint Rollers Pencils	
	Key Vocabulary	Blending (colours)											
	(NC2) Skills	Drawing ✓ Painting / Rendering ✓ Sculpting Collage Print making Digital Media Textiles		✓ ✓ ✓ ✓ DT		✓ ✓ ✓ ✓		✓ ✓ ✓ ✓		✓ ✓ ✓ ✓			
	Cross-curricular links	Science: Living things and their habitats Science: Animals		Science: Animals Geography: Nairobi		Science: Everyday Materials History: Local Area Study- Leicester		Science: Plants					



CHURCH LANGTON CE PRIMARY SCHOOL: ART CURRICULUM MAP

		Autumn 1	Autumn 2	Spring 1	Spring 2	Summer 1	Summer 2	
Year 3	National Curriculum Objectives (Art and Design)	1. To use a range of materials creatively to design and make products (Design Technology) 2. To use drawing, painting and sculpture to develop and share their ideas, experiences and imagination (Art) 3. To develop a wide range of art and design techniques in using colour, pattern, texture, line, shape, form and space (Art) 4. To learn about the work of a range of artists, craft makers and designers, describing the differences and similarities between different practices and disciplines, and making links to their own work. (Art/Design Technology)						
	Topic/Theme	Living Things – People / Animals / Plants /Fish		The World Around Us- Landscapes / cities / architecture		Pattern and Colour – Art movements / countries / culture		
	(NC4) Key Artist / Architect / Illustrator	Jackie Morris 		Hundertwasser 		Innuits Community / Bridget Riley (optical art) 		
	Outcome	Drawing Assessment: Animal	Realism – Nature drawing (plants)	Drawing shapes and buildings	Developing sketch of imaginary landscape by adding a collage element to the final painting	Innuits Art animals and patterns Art/clay piece	Op Art- optical/abstract art patterns and illusions	
		Ink and watercolour painting in the style of Jackie Morris	(NC1) DT – Levers and Linkages Moving parts	Sketching an imaginary landscape in the style of Hundertwasser	(NC1) Art/DT Hundertwasser textile bag (joining techniques)	Monoprint art inspired by Innuits tribes	Drawing Assessment: Animal & patterns	
	(NC3) Key Elements	Form / Colour / Space / Line / Texture	Form / Colour / Space / Line / Texture	Shape / Line / Pattern / Colour	Shape / Line / Pattern / Colour / Form	Form / Pattern / Colour / Shape	Form / Pattern / Colour / Shape	
	Mediums used	Watercolour paints Ink Pencil Salt	Pencil Watercolour paints Ink	Oil pastel resist Ink Felt pens	Scissors Glue Pencil Card	Clay and tools Glaze	Pencils Felt pens	
	Key Vocabulary							
	(NC2) Skills	Drawing	✓	✓	✓	✓	✓	✓
		Painting / Rendering	✓	✓	✓	✓	✓	✓
	Sculpting					✓	✓	
	Collage				✓			
	Print making						✓	
	Digital Media					✓		
	Textiles				DT			
	Cross-curricular links		Science: Animals					









CHURCH LANGTON CE PRIMARY SCHOOL: ART CURRICULUM MAP

		Autumn 1	Autumn 2	Spring 1	Spring 2	Summer 1	Summer 2	
Year 4	National Curriculum Objectives (Art and Design)	1. To use a range of materials creatively to design and make products (Design Technology) 2. To use drawing, painting and sculpture to develop and share their ideas, experiences and imagination (Art) 3. To develop a wide range of art and design techniques in using colour, pattern, texture, line, shape, form and space (Art) 4. To learn about the work of a range of artists, craft makers and designers, describing the differences and similarities between different practices and disciplines, and making links to their own work. (Art/Design Technology)						
	Topic/Theme	Living Things – People / Animals / Plants /Fish		The World Around Us- Landscapes / cities / architecture		Pattern and Colour – Art movements / countries / culture		
	(NC4) Key Artist / Architect / Illustrator	Andy Goldsworthy/Georgia O’Keeffe 	Eric Carle 	David Hockney 	Paul Klee 	Gustav Klimt 	Yayoi Kusama (Japan) 	
	Outcome	Nature art and nature inspired painting Drawing Assessment: Plants and flowers  Child led artwork using nature	Collage inspired by Eric Carle Collage bird mobile	Drawing in the style of David Hockney using hot and cold colours  Drawing landscapes	Chalk pastel picture (drawing)  Castle and Sun collage/3D model	(NC1) Art/DT – Shell Structures 3D Cube lantern formed from a net	Painting in the style of Kusama stylised mushrooms  Clay – mushroom lantern Drawing Assessment: Plants	
	(NC3) Key Elements	Colour / Texture / Form / Space	Colour / Texture / Shape / Form	Colour / Line / Space / Form	Colour / Line / Form	Colour / Pattern / Shape / Form	Pattern / Colour / Shape	
	Mediums used	Natural resources: twigs, leaves & seedheads Water colours/ chalk pastels /acrylic paint	Paint sticks Paper Scissors Glue	Pencil Felt pens Paints	Chalk pastel Collage	Pencils Felt pens Paints Card Scissors	Paint (Ink/Gouche) Clay/Glaze	
	Key Vocabulary							
	(NC2) Skills	Drawing	✓	✓	✓	✓	✓	✓
	Painting / Rendering	✓	✓	✓	✓	✓	✓	✓
	Sculpting					✓	✓	✓
Collage	✓	✓			✓		✓	
Print making							✓	
Digital Media	✓							
Textiles		✓						
Cross-curricular links	Science: Living things					Science: Electricity	Science: Electricity	









CHURCH LANGTON CE PRIMARY SCHOOL: ART CURRICULUM MAP

		Autumn 1	Autumn 2	Spring 1	Spring 2	Summer 1	Summer 2	
Year 5	National Curriculum Objectives (Art and Design)	To use a range of materials creatively to design and make products (Design Technology) To use drawing, painting and sculpture to develop and share their ideas, experiences and imagination (Art) To develop a wide range of art and design techniques in using colour, pattern, texture, line, shape, form and space (Art) To learn about the work of a range of artists, craft makers and designers, describing the differences and similarities between different practices and disciplines, and making links to their own work. (Art/Design Technology)						
	Topic/Theme	Living Things – People / Animals / Plants /Fish		The World Around Us- Landscapes / cities / architecture		Pattern and Colour – Art movements / countries / culture		
	(NC4) Key Artist / Architect / Illustrator	Franz Marc 	Renaissance/Modigliani/contemporary 	Historical art (South America) 	L S Lowry/ naive art 	Tarsila do Amaral – Brazilian painter Naïve Art 		
	Outcome	Drawing Assessment: Animal eyes  Chalk pastel drawing of an animal and person in the style of Franz Marc	Drawing, sketching and painting faces Comparing and contrasting portrait styles	Perspective drawing and painting 1 & 2 point perspective- Modern city and Mayan architecture  Designing and making a Clay Mask inspired by the Mayans	Study L S Lowry Painting inspired the artist (NC1) DT – Mechanical Systems (Pulleys and levers) cardboard factory printed windows	Compare to Lowry (painting at the same time)	(NC1) DT – Textiles (Marketing and making a product)  Drawing Assessment: Animal study	
	(NC3) Key Elements	Colour / Line / Shape / Form	Colour / Line / Shape / Form	Colour / Line / Space / Form	Colour / Line / Space / Form	Colour / Pattern / Form /culture	Colour / Pattern / Form / Shape / Line	
	Mediums used	Chalk pastels Pencil	Pencil Paint (acrylic) Watercolour	Paint watercolour Pencil Card Watercolour Inks PVA glue	Pencil Cardboard Paint (Acrylic/Gouache) Dowling rods Bottle tops String	Pencil inks	Pencil Paper Fabric	
	Key Vocabulary							
	(NC2) Skills	Drawing	✓	✓	✓	✓	✓	✓
		Painting / Rendering	✓	✓	✓	✓	✓	✓
		Sculpting			✓	✓		✓
	Collage					✓		
	Print making			✓				
	Digital Media							
	Textiles						✓	
Cross-curricular links	Science: Animals			History: Mayans				



CHURCH LANGTON CE PRIMARY SCHOOL: ART CURRICULUM MAP

		Autumn 1	Autumn 2	Spring 1	Spring 2	Summer 1	Summer 2	
Year 6	National Curriculum Objectives (Art and Design)	To use a range of materials creatively to design and make products (Design Technology) To use drawing, painting and sculpture to develop and share their ideas, experiences and imagination (Art) To develop a wide range of art and design techniques in using colour, pattern, texture, line, shape, form and space (Art) To learn about the work of a range of artists, craft makers and designers, describing the differences and similarities between different practices and disciplines, and making links to their own work. (Art/Design Technology)						
	Topic/Theme	Living Things – People / Animals / Plants / Fish		The World Around Us- Landscapes / cities / architecture		Pattern and Colour – Art movements / countries / culture (Black British Artists)		
	(NC4) Key Artist / Architect / Illustrator	Henrietta Corbett-local artist / Jim Moir /Jackie Morris 		Gaudi 	Peter Newman 	Bisa Butler (Britain) 	Yinka Shonibare (Britain) 	
	Outcome	Drawing Assessment: birds Collage birds based on Henrietta Corbet work	(NC1) DT – Frame Structures (Anderson Shelter)	Drawing buildings in the style of Gaudi's work	Perspective drawing	Mixed media portrait	Mixed media work based upon Yinka Shonibare	
		Modelling a 3D clay animal (bird)		Multi-media collage based on Gaudi style buildings			Drawing Assessment: Plants	
	(NC3) Key Elements	Form / Shape / Texture	Shape / Form	Colour / Pattern / Form	Space / Line / Form	Colour / Patten / Texture	Colour / Pattern / Shape	
	Mediums used	Clay Glaze Clay tools Pencil Paper/paint	Wooden rods Card Glue Mixed materials Art straws	Pencil Card Scissors Glue Mixed media	Pencil Watercolours / Gouche	Inks Pencil Oil pastels Fabric	Inks Pencil Oil pastels	
	Key Vocabulary							
	(NC2) Skills	Drawing	✓	✓	✓	✓	✓	✓
		Painting / Rendering	✓		✓	✓	✓	✓
Sculpting		✓	✓	✓				
Collage				✓		✓		
Print making						✓		
Digital Media								
Textiles		✓			✓			
Cross-curricular links		WW2				Europe & North America Windrush		